

*An Online CPD Course  
brought to you by  
CEDengineering.ca*

## **Analysis of Indoor Air Quality**

Course No: C04-071

Credit: 4 PDH

---

Dr. Jeelan Moghraby, Ph.D., MBA.

---



Continuing Education and Development, Inc.

P: (877) 322-5800

[info@cedengineering.ca](mailto:info@cedengineering.ca)

**Table of Contents**

**Introduction..... 1**

    What is Indoor Air Quality Analysis..... 1

    Importance of Indoor Air Quality Analysis ..... 2

**Sources and Types of Indoor Air Pollutants ..... 4**

    Biological Pollutants..... 4

    Chemical Pollutants ..... 5

    Physical Pollutants ..... 5

    Threshold Limit Values ..... 8

**Health Effects of Poor Indoor Air Quality..... 10**

    Types of Building Problems..... 10

    Respiratory Effects of Poor IAQ..... 10

    Cardiovascular Effects of Poor IAQ ..... 11

    Immediate Health Effects of Poor IAQ ..... 11

    Long-term Health Consequences of Poor IAQ ..... 11

**Indoor Air Quality Monitoring and Measurement ..... 13**

    Sampling Techniques ..... 13

    Instrumentation and Technology..... 15

    Temperature and Humidity ..... 16

**Data Analysis and Interpretation ..... 19**

    Establishing Baseline Data ..... 19

    Interpreting IAQ Test Results ..... 20

    Identifying Problem Areas ..... 21

**Ventilation Systems and Design Considerations ..... 23**

    HVAC Systems ..... 23

    Airflow Modeling ..... 24

    Ventilation Strategies ..... 25

**Mitigation and Control Strategies ..... 27**

    Filtration Systems ..... 27

    Source Control Measures ..... 27

    Building Materials and IAQ..... 27

**Regulatory Compliance and Standards .....28**

Federal Level Regulations in the United States .....28

State and Local Regulations.....29

International Standards .....29

Industry Standards and Guidelines .....30

**Future Trends in Indoor Air Quality Analysis .....31**

Developing Trends .....31

Emerging Technologies.....31

Research and Innovations .....32

**Case Studies .....34**

Case Scenario 1: Commercial Office Building.....34

Case Scenario 2: School Building.....35

Case Scenario 3: Healthcare Facility .....35

Conclusion.....37

**References .....38**

**Appendix A: Common Indoor Air Contaminants.....39**

**List of Figures**

Figure 1. Size Distribution of Air Pollutants ..... 4

Figure 2. Air Sampling and Sorbent Tube Sampling ..... 14

Figure 3. Psychrometric chart..... 18

Figure 4. HVAC System ..... 23

Figure 5. Types of Natural Ventilation..... 26

**List of Tables**

Table 1. Chemical Composition of Most Abundant Gases in Dry Atmospheric Air ..... 1

Table 2. The Importance of Indoor Air Quality Analysis ..... 3

Table 3. Common Indoor Air Pollutants ..... 6

Table 4. Less Common Indoor Air Pollutants ..... 7

Table 5. Threshold Limit Values for Indoor Pollutants ..... 9

## Introduction

Air, the mixture of gases in the Earth’s atmosphere, is mostly composed of nitrogen and oxygen with fractional amounts of argon and carbon dioxide, and trace amounts of other gases such as carbon dioxide, hydrogen and neon (see table 1 below). Atmospheric air also contains small particles, such as pollen, dust and various pollutants, as well as liquids (droplets of water and liquid pollutants).

Table 1. Chemical Composition of Most Abundant Gases in Dry Atmospheric Air

Gas	Symbol	Content Volume (%)	Concentration (ppm)
Nitrogen	N <sub>2</sub>	78.084%	
Oxygen	O <sub>2</sub>	20.947%	
Argon	Ar	0.934%	
Carbon dioxide	CO <sub>2</sub>	0.035%	
Neon	Ne		18.182
Helium	He		5.24
Methane	CH <sub>4</sub>		1.70
Krypton	Kr		1.14
Hydrogen	H <sub>2</sub>		0.53
Nitrous oxide	N <sub>2</sub> O		0.30
Carbon monoxide	CO		0.10
Xenon	Xe		0.087
Nitrogen dioxide	NO <sub>2</sub>		0.02
Ozone	O <sub>3</sub>		0.01-0.07

Air quality refers to the composition of gases and particulate matter present in the air. It serves as a direct indicator of the state of the atmosphere and the potential impact on human health, ecosystems, and climate. The significance of monitoring and analyzing air quality lies in its profound influence on public well-being, as poor air quality can lead to a spectrum of health issues, from respiratory ailments to long-term chronic conditions. Understanding and addressing the complexities of air quality is paramount in designing and managing built environments, particularly as studies show that in North America and Europe, people spend 90% of their time in indoor environments.

## What is Indoor Air Quality Analysis

Indoor Air Quality (IAQ) refers to the composition of air within enclosed spaces, such as residential, commercial, or industrial buildings, and the impact it has on the health and comfort of occupants. It encompasses a comprehensive analysis of various parameters that collectively define the quality of the air indoors.

IAQ analysis is a systematic and multidisciplinary process that involves the evaluation of various parameters to gauge the cleanliness and safety of the air within these enclosed spaces. At its core, IAQ analysis aims to identify and quantify airborne pollutants that may pose risks to human health, comfort, and overall well-being.

Air pollutants come in various forms, including volatile organic compounds (VOCs), particulate matter (PM), biological agents, and other contaminants such as carbon dioxide (CO<sub>2</sub>). Each pollutant has distinct sources, ranging from building materials and furnishings, to human activities, combustion processes, and outdoor air infiltration. IAQ analysis allows engineers to quantify these pollutants, providing insights into their concentrations and potential health implications for building occupants.

IAQ analysis also includes factors such as temperature, humidity, and ventilation rates, all of which can significantly influence the indoor environment. Temperature influences the overall comfort of occupants and can affect the emission rates of certain pollutants, while humidity levels can contribute to the growth of mold and other biological contaminants. Proper ventilation is another critical parameter, ensuring the continuous exchange of indoor and outdoor air. Effective ventilation helps dilute indoor pollutants and maintain a healthy and comfortable indoor environment.

The dynamic nature of IAQ, influenced by building occupancy, activities within the space, and seasonal variations, underscores the complexity of the analysis process. Engineers engaged in IAQ analysis must consider these dynamic factors, employing advanced monitoring and measurement techniques such as real-time sensors and grab sampling. Furthermore, adherence to established standards and guidelines is paramount to ensure the accuracy, reliability, and comparability of IAQ data.

### **Importance of Indoor Air Quality Analysis**

IAQ analysis plays an important role in designing, constructing, and managing built environments. The significance of IAQ analysis lies in its direct impact on the health, comfort, and productivity of the occupants within enclosed spaces (see table 2). Understanding and prioritizing IAQ is not just a regulatory requirement for licensed professional engineers and other stakeholders, but is a fundamental responsibility towards creating sustainable and human-centric structures.

The foremost importance of IAQ analysis is its role in identifying and mitigating health risks associated with indoor air pollutants. Poor IAQ has been linked to a myriad of health issues, including respiratory diseases, allergies, and long-term chronic conditions. By conducting thorough IAQ analysis, engineers can pinpoint sources of pollutants, assess their concentrations, and implement strategies to minimize exposure, thereby creating healthier indoor environments.

IAQ analysis also plays a pivotal role in enhancing the overall quality and efficiency of built environments. A well-executed IAQ strategy contributes to increased occupant satisfaction and productivity. Adequate ventilation, controlled temperature, and humidity levels not only foster a comfortable atmosphere, but also support cognitive function and overall well-being. In professional settings, where human capital is a significant investment, the importance of IAQ analysis becomes instrumental in optimizing workplace performance.

Environmental sustainability is another area where IAQ analysis aligns with engineering practice. Efficient IAQ management reduces energy consumption by optimizing ventilation systems, thereby not only improving indoor air quality but also contributing to a greener and

more sustainable built environment. As engineering endeavors increasingly focus on sustainability, IAQ analysis becomes an integral component for achieving both environmental and human-centric goals.

Table 2. The Importance of Indoor Air Quality Analysis

Air Quality Considerations	Importance of IQA Analysis
<b>Health Protection:</b> Poor indoor air quality can lead to a range of health issues, including respiratory problems, allergies, infections, and even more severe conditions like lung cancer.	To identify and mitigate air pollutants and contaminants that could harm occupants' health.
<b>Mold and Moisture Control:</b> Mold growth is a common issue in buildings and can have serious health implications.	To detect moisture problems and conditions conducive to mold growth.
<b>Allergen Reduction:</b> Common indoor allergen levels such as dust mites, pollen, and pet dander can significantly affect individuals with allergies and respiratory conditions.	To identify indoor allergens and implement strategies to reduce allergen levels.
<b>Risk Management:</b> Mitigating risks associated with poor IAQ.	Regularly monitor and assess indoor air quality to identify potential problems before they escalate into major health or legal issues.
<b>Occupant Comfort and Productivity:</b> Clean and healthy indoor air contributes to occupant comfort and productivity.	To ensure that indoor spaces are conducive to well-being and performance, whether it's a workplace, school, or residence.
<b>Energy Efficiency:</b> Engineers must design ventilation systems that maintain good air quality while minimizing energy consumption.	To ensure buildings are both environmentally friendly and cost-effective to operate.
<b>Legal Compliance:</b> Many countries and regions have established regulations, guidelines, and standards related to indoor air quality.	Essential for compliance with these regulations. Failure to meet indoor air quality standards can result in legal and financial consequences for building owners and operators.
<b>Public Perception and Reputation:</b> Particularly important for commercial and public buildings where occupants' satisfaction and well-being are critical for success.	Buildings with excellent indoor air quality are likely to have a positive public perception and reputation.

Air quality standards and regulations provide a framework for engineers to ensure that indoor environments meet or exceed specified criteria. International, regional, and local organizations establish these standards to safeguard public health and the environment (see section on Regulatory Compliance and Standards). Common standards include permissible concentrations of pollutants, acceptable temperature and humidity ranges, and recommended ventilation rates. Engineers must navigate and interpret these standards, integrating them into their IAQ analysis and management strategies. Compliance with such standards not only ensures the health and well-being of building occupants but also protects engineers and stakeholders from legal implications related to IAQ. As the field of IAQ continues to evolve, staying abreast of the latest standards and regulations is imperative for engineering practitioners to uphold the highest levels of indoor environmental quality.

## Sources and Types of Indoor Air Pollutants

Indoor air quality is intricately linked to the diverse array of pollutants that can originate from various sources within built environments. Indoor air pollutants can be biological, chemical or physical, and range in size, as shown in figure 1. Some of the most common pollutants can be found in Appendix A. Understanding the sources and types of indoor air pollutants is pivotal for engineers engaged in comprehensive IAQ analysis.



Figure 1. Size Distribution of Air Pollutants

Source: Jisaac9, Mieszko the first, CC BY-SA 3.0, via Wikimedia Commons

### Biological Pollutants

Biological pollutants encompass a broad spectrum of microorganisms and allergens that can compromise IAQ. Mold, bacteria, viruses, and pollen are common biological contaminants.

- i Mold thrives in damp environments, leading to respiratory issues and allergic reactions.
- ii Bacteria and viruses, often transmitted through human activities, can contribute to the spread of illnesses indoors.
- iii Allergens, such as pet dander and dust mites, pose risks to individuals with sensitivities.

IAQ analysis must account for these biological pollutants, focusing on effective ventilation, moisture control, and targeted mitigation strategies to minimize their impact.

## Chemical Pollutants

Chemical pollutants within indoor environments are diverse and arise from numerous sources. VOCs, emitted by building materials, furnishings, cleaning products, and combustion processes, are primary contributors of chemical pollutants. These include:

- i Formaldehyde, benzene, and toluene; common VOCs that can have both short-term and long-term health effects.
- ii Tobacco smoke introduces a myriad of harmful chemicals, adversely affecting respiratory health.
- iii Radon, a naturally occurring radioactive gas, can seep into buildings from the ground, posing a risk for lung cancer.

IAQ analysis necessitates identifying and quantifying these chemical pollutants, employing methods such as air sampling and real-time monitoring for a comprehensive assessment.

## Physical Pollutants

Physical pollutants encompass particles or substances that are present in the air in solid or liquid form. PM is a significant category, comprising airborne particles of varying sizes and shapes that can originate from outdoor sources like vehicle emissions or indoor sources such as cooking activities. Size is an important property of the PM as it affects the behavior, transport and control technologies of the PMs. PMs range in size from 2.5  $\mu\text{m}$  (PM<sub>2.5</sub>) to 10  $\mu\text{m}$  (PM<sub>10</sub>) and can be inhaled into the lungs leading to adverse health effects. PMs larger than 10  $\mu\text{m}$  do not usually reach the lungs, however, they can irritate the eyes, nose and throat. Inadequate ventilation and filtration systems can contribute to elevated PM concentrations. Additionally, fibers from textiles and insulation materials can become airborne, posing respiratory hazards.

IAQ analysis focusing on physical pollutants involves assessing particle sizes, concentrations, and sources to implement effective control measures, including improved ventilation and air filtration systems.

Tables 3 and 4 list the sources and health effects of common and less common indoor air pollutants, respectively. Understanding the sources of indoor air contaminants is the first step in IAQ analysis and improvement. Licensed professional engineers and IAQ specialists utilize this knowledge to design effective ventilation systems, recommend appropriate building materials, and implement strategies to reduce or eliminate pollutant sources, ultimately creating healthier and safer indoor environments for occupants.



Table 3. Common Indoor Air Pollutants

Air Pollutant	Sources	Health Effects
<b>Particulate Matter (PM)</b>	PM includes tiny airborne particles such as dust, soot, pollen, and fine droplets. Sources can range from outdoor pollution entering buildings to indoor activities like cooking, smoking, and cleaning.	PM can irritate the respiratory system, exacerbate asthma, and contribute to cardiovascular problems. Fine PM (PM <sub>2.5</sub> ; ≤2.5 μm) can penetrate deep into the lungs and even enter the bloodstream.
<b>Volatile Organic Compounds (VOCs)</b>	VOCs are emitted by a wide range of products, including paints, solvents, cleaning agents, building materials, and furnishings. They can also come from human activities like cooking and personal care products.	Some VOCs can cause eye, nose, and throat irritation, as well as headaches, dizziness, and nausea. Long-term exposure to certain VOCs may be linked to more serious health issues, including cancer.
<b>Carbon Dioxide (CO<sub>2</sub>)</b>	CO <sub>2</sub> is a natural component of exhaled breath and is produced by combustion processes, such as heating and cooking. High concentrations often result from poor ventilation.	Elevated CO <sub>2</sub> levels can lead to drowsiness, reduced cognitive function, and discomfort. Extremely high concentrations can be dangerous, potentially causing unconsciousness or death.
<b>Formaldehyde</b>	Formaldehyde is found in building materials, including pressed wood products, carpets, and upholstery. It is also used in some household products like glues and cosmetics.	Short-term exposure can cause eye, nose, and throat irritation. Long-term exposure to high levels may be associated with respiratory and other health issues.
<b>Radon Gas (Rn)</b>	Radon is a naturally occurring radioactive gas that can seep into buildings through the ground. It is particularly common in certain geological areas.	Radon is a known carcinogen and is the second leading cause of lung cancer after smoking. Prolonged exposure to high levels of radon poses a significant health risk.
<b>Biological Contaminants</b>	Biological contaminants include mold, bacteria, viruses, dust mites, and pet allergens. They thrive in areas with moisture and organic material, making damp spaces, and poorly maintained HVAC systems potential sources.	Biological contaminants can trigger allergies, asthma, and other respiratory issues. Some molds produce mycotoxins that can have more severe health effects.
<b>Tobacco Smoke</b>	Smoking tobacco indoors releases a complex mixture of harmful chemicals into the air, including carcinogens and toxic compounds.	Exposure to tobacco smoke is a major health risk, leading to respiratory diseases, heart disease, and various cancers, both in smokers and non-smokers through secondhand smoke.

Table 4. Less Common Indoor Air Pollutants

<b>Air Pollutant</b>	<b>Sources</b>	<b>Health Effects</b>
<b>Lead (Pb)</b>	Lead can be found in older buildings in lead-based paints and lead pipes. It can leach into drinking water from plumbing fixtures and contaminate indoor dust.	Lead exposure, especially in children, can lead to developmental delays, learning disabilities, and behavioral problems. In adults, lead exposure can cause cardiovascular issues and kidney damage.
<b>Asbestos</b>	Asbestos was used in construction materials in the past, including insulation, tiles, and roofing materials. When these materials deteriorate, asbestos fibers can become airborne.	Inhalation of asbestos fibers can lead to lung cancer, mesothelioma, and asbestosis. It is crucial to identify and properly manage asbestos-containing materials in older buildings.
<b>Ozone (O<sub>3</sub>)</b>	Ozone is a secondary pollutant that can be generated indoors by certain electronic devices such as photocopiers and laser printers. It can also enter buildings from outdoor sources like air pollution.	High levels of indoor ozone can irritate the respiratory system, worsen asthma symptoms, and lead to breathing difficulties.
<b>Pesticides and Herbicides</b>	Indoor pesticide use, particularly in homes, can introduce toxic chemicals into the indoor air. Additionally, residues from outdoor pesticide applications can be tracked indoors.	Prolonged exposure to pesticide residues or indoor pesticide use can lead to various health issues, including neurological problems and respiratory irritation.
<b>Carbon Monoxide (CO)</b>	While carbon dioxide (CO <sub>2</sub> ) is more common, carbon monoxide (CO) can be produced by malfunctioning heating systems, stoves, and other combustion appliances. Poorly ventilated areas can trap CO indoors.	Carbon monoxide is a colorless, odorless gas that can lead to carbon monoxide poisoning, characterized by symptoms like headaches, dizziness, nausea, and even death in severe cases.
<b>Heavy Metals</b>	Heavy metals like mercury and cadmium can be found in some consumer products, such as batteries and fluorescent lightbulbs, which, if broken, can release these pollutants into the air.	Exposure to heavy metals can have various health effects depending on the metal. For example, mercury exposure can damage the nervous system, while cadmium exposure can harm the lungs and kidneys.
<b>Electronic Waste (E-Waste) Emissions</b>	Electronic devices, especially older ones, can emit hazardous substances when they degrade or are improperly disposed of. These emissions can include brominated flame retardants, lead, and other toxic chemicals.	Prolonged exposure to emissions from electronic waste can lead to a range of health problems, including hormonal disruptions and developmental issues.

When considering appropriate air quality control strategies, the source of the indoor air pollutants is important. Because of the differences in the structures and functions of buildings, it is difficult to have a complete list of all pollutants. Additional information on the more commonly found indoor pollutants can be found in Appendix A.

## Threshold Limit Values

Threshold limit values (TLVs) for IAQ are established guidelines and standards that define acceptable exposure limits to various indoor air pollutants, serving as reference points. These values are set by authoritative organizations such as:

- The US Environmental Protection Agency (EPA)
- The National Institute for Occupational Safety & Health (NIOSH)
- The American Conference of Governmental Industrial Hygienists (ACGIH)
- The Occupational Safety and Health Administration (OSHA)
- The World Health Organization (WHO), and
- Other regulatory bodies worldwide.

TLVs are expressed in parts per million (ppm) or milligram per cubic meter ( $\text{mg}/\text{m}^3$ ). Mandatory TLVs are enforced by law, however, it is best practice to maintain as low a concentration of air pollutants as practical. Table 5 lists the TLVs of several common indoor pollutants based on NIOSH, EPA and EU air-quality standards. TLVs are periodically reviewed and updated to reflect advances in scientific knowledge, changes in exposure patterns, and emerging health concerns related to IAQ.

### *Time-Weighted Average*

TLVs are typically expressed as time-weighted average (TWA) concentrations over specific exposure periods, such as 8-hour workdays, 24-hour periods, and a 40-hour work week. These values represent the maximum concentrations of airborne pollutants that individuals can be exposed to without experiencing adverse health effects over specified time intervals.

### *Short-Term Exposure Limit*

TLV short-term exposure limits (TLV-STELs) represent the maximum allowable concentration of a substance to which workers can be exposed over a short duration, typically 15 minutes, without experiencing adverse health effects. STELs are intended to prevent acute health effects resulting from brief, high-level exposures to airborne pollutants. Common examples of substances with STELs include certain VOCs and gases such as hydrogen sulfide ( $\text{H}_2\text{S}$ ) and ammonia ( $\text{NH}_3$ ).

STEL limits supplements TWA exposure limits; exposures above the TLV-TWA up to the TLV-STEL should not be longer than 15 minutes, should not occur more four times per day, with at least 60 minutes between successive exposures.

### *Fatal Exposure Limit*

The fatal exposure value (FEV), or ceiling limit, is the maximum allowable concentration of a substance that should not be exceeded at any time, even momentarily, during the workday. TLV-FEV are designed to prevent acute health effects and provide an additional level of protection against high-level exposures to hazardous substances. Unlike TLV-TWA and TLV-STELs, which are expressed as averages over specific time periods, TLV-FEV limits are absolute thresholds that should not be surpassed under any circumstances. They are particularly relevant for highly toxic substances or substances with rapid onset effects, where even brief exposures above the limit can pose significant health risks to exposed individuals.

Table 5. Threshold Limit Values for Indoor Pollutants

Indoor Pollutant	Air	TWA (8 hour)	TLV-STEL (15 mins)	Average over 24 hours
CO <sub>2</sub>		5,000 ppm (9000 mg/m <sup>3</sup> )	30,000 ppm (54,000 mg/m <sup>3</sup> )	
CO		25 ppm (29 mg/m <sup>3</sup> )	200 ppm (229 mg/m <sup>3</sup> )	
Formaldehyde		0.1 ppm (0.12 mg/m <sup>3</sup> )	0.3 ppm (0.37 mg/m <sup>3</sup> )	
NO <sub>2</sub>		25 ppm (31 mg/m <sup>3</sup> )		
O <sub>3</sub>		0.1 ppm (0.2 mg/m <sup>3</sup> )		
PM <sub>2.5</sub>				25 µg/m <sup>3</sup> (EU)
PM <sub>10</sub>				50 µg/m <sup>3</sup> (EU)

Data from ACGIH, NIOSH, OSHA, and EU exposure limits.

## Health Effects of Poor Indoor Air Quality

Poor IAQ can have a profound and wide-ranging impact on human health as individuals spend a substantial portion of their lives indoors, whether in homes, workplaces, or other indoor environments. It can have both immediate and long-term effects on human health, ranging from respiratory discomfort to chronic illness. The impact on health from air pollutants can result soon after exposure or years later, and include respiratory and cardiovascular effects, as well as other long-term health consequences.

### Types of Building Problems

There are two main types of building problems due to indoor air pollutants; sick building syndrome and building-related illnesses.

#### *Sick Building Syndrome*

Occupants of buildings with poor IAQ may experience a range of non-specific symptoms, including:

- i Headaches
- ii Nausea
- iii Dizziness
- iv Fatigue
- v Eye, nose and throat irritation
- vi Difficulty concentrating
- vii Sensitivity to odors, and
- viii Skin rashes

Symptoms of sick building syndrome are associated with periods of occupancy and often disappear after the person leaves the site.

#### *Building-Related Illness*

Building-related illnesses are clinically defined illnesses of known etiology and are often documented by physical signs and laboratory findings. They include infections such as legionellosis and allergic reactions.

### Respiratory Effects of Poor IAQ

One of the most immediate and noticeable impacts of poor IAQ is its effect on respiratory health (refer to table 3). Inhalation of airborne pollutants such as PMs, VOCs and biological contaminants can exacerbate respiratory conditions such as asthma, bronchitis, and allergies.

- i Fine particles (PM<sub>2.5</sub>) in particular can be inhaled deep into the lungs, causing inflammation and irritation of the airways.
- ii VOCs, for example formaldehyde and benzene, can trigger respiratory symptoms, and worsen existing conditions.

- iii Biological pollutants such as mold spores and allergens can induce allergic reactions and respiratory irritation, coughing or shortness of breath, particularly in individuals who are already sensitive to indoor air pollutants.

Air pollutants can also increase the susceptibility and spread of respiratory infections. Poor IAQ can weaken the immune system and make individuals more susceptible to respiratory infections, such as colds and influenza, while inadequate ventilation and crowded indoor spaces can facilitate the transmission of airborne pathogens, increasing the risk of infectious disease outbreaks.

### **Cardiovascular Effects of Poor IAQ**

Poor IAQ can also result in significant cardiovascular effects. Exposure to indoor air pollutants has been linked to an increased risk of cardiovascular diseases such as heart attacks, strokes, and hypertension. PM<sub>2.5</sub> can enter the bloodstream through the lungs, causing inflammation and oxidative stress, which can contribute to the development of cardiovascular conditions and death. Following exposure to PM<sub>2.5</sub>, those with chronic heart disease may experience one or more of the following symptoms:

- i Heart palpitations
- ii Unusual fatigue
- iii Lightheadedness
- iv Shortness of breath
- v Chest tightness or pain in chest, neck or shoulder

In addition, certain VOCs and indoor combustion byproducts can impair vascular function and lead to cardiovascular complications, particularly in individuals with pre-existing heart conditions.

### **Immediate Health Effects of Poor IAQ**

Immediate health effects can appear shortly after exposure to indoor air pollutants. Individuals may experience symptoms such as irritation of the eyes, nose, and throat, coughing, sneezing, headaches, dizziness, and fatigue. These symptoms are often indicative of acute exposure to airborne pollutants such as VOCs, PM, and allergens. For sensitive individuals, including those with asthma or allergies, these symptoms can be particularly pronounced and debilitating. Immediate health effects serve as early warning signs of poor IAQ and underscore the urgency of addressing IAQ issues promptly to mitigate further health risks.

The likelihood of having an immediate reaction to indoor air pollutants will depend on several factors such as age and preexisting medical conditions, and can vary from person to person. In addition, individuals can become sensitized to biological or chemical pollutants after repeated levels of exposure.

### **Long-term Health Consequences of Poor IAQ**

Long term health effects of air pollutants may only show up years after the exposure, or after repeated periods of exposure. Prolonged exposure to poor IAQ can result in chronic health conditions and long-term health effects.

Respiratory diseases such as asthma, chronic obstructive pulmonary disease, and bronchitis are among the most prevalent long-term health consequences of poor IAQ. Chronic exposure to indoor air pollutants, including PM, VOCs, and biological contaminants, can exacerbate existing respiratory conditions and increase the risk of developing respiratory illnesses over time. Furthermore, cardiovascular diseases such as hypertension, heart disease, and stroke have also been linked to prolonged exposure to indoor air pollutants. Fine particulate matter (PM<sub>2.5</sub>) and indoor combustion byproducts can contribute to inflammation, oxidative stress, and endothelial dysfunction, leading to cardiovascular complications and increased mortality rates. Exposure to specific indoor air pollutants, such as radon and certain VOCs, has been associated with an increased risk of cancer. Radon, for example, is the second leading cause of lung cancer after smoking.

## Indoor Air Quality Monitoring and Measurement

Effective monitoring and measurement of IAQ is essential for ensuring a healthy and comfortable indoor environment, and that government guidelines for the building are met. Accurate air sampling is crucial for collecting representative samples for analysis to identify any IAQ issues and develop effective mitigation strategies. It is important to note that factors such as temperature, high humidity and air velocity can affect the sampling process.

Sampling locations should be strategically chosen to represent different areas within a building, including areas of concern. The duration of sampling varies based on the specific IAQ parameters being measured, ranging from minutes to days or weeks. Calibration of sampling equipment is crucial to ensure the accuracy and reliability of the measurements. Regular maintenance and quality control procedures are essential to verify the performance of air sampling devices and analytical methods.

### Sampling Techniques

There are several sampling technologies for monitoring IAQ including:

- i Grab sampling
- ii Real-time sampling
- iii Passive sampling

#### ***Grab Sampling***

Grab sampling is a widely used technique in monitoring IAQ, providing valuable insights into the concentration of various air pollutants at specific locations and times. This method is particularly useful for measuring a wide range of air pollutants commonly found indoors including:

- i VOCs such as formaldehyde, benzene, and toluene, which can originate from building materials, furnishings, cleaning products, and human activities.
- ii Gases such as carbon dioxide (CO<sub>2</sub>), carbon monoxide (CO), nitrogen dioxide (NO<sub>2</sub>), and sulfur dioxide (SO<sub>2</sub>), which are indicators of indoor air quality and ventilation effectiveness. Elevated levels of these gases can indicate inadequate ventilation, combustion processes, or indoor air pollution sources.
- iii PM<sub>10</sub> and PM<sub>2.5</sub> can originate from outdoor sources such as vehicle emissions and indoor sources such as cooking activities, smoking, and dust mites. High concentrations of PM can exacerbate respiratory conditions, trigger allergic reactions, and compromise overall indoor air quality.

Various pumps or canisters are used in grab sampling to measure and monitor indoor air quality parameters from designated indoor locations (see figure 2). Gas sampling pumps, equipped with flow control mechanisms, are commonly used to regulate air flow rates and ensure consistent sampling conditions. They draw air through sampling media such as sorbent tubes, filters, or impingers, capturing airborne pollutants for analysis. Canisters, on the other hand, are filled with absorbent materials capable of trapping gases and VOCs upon exposure to indoor air. Samples are collected over predetermined time intervals, ranging from minutes to hours, to capture variations in pollutant concentrations and sources.



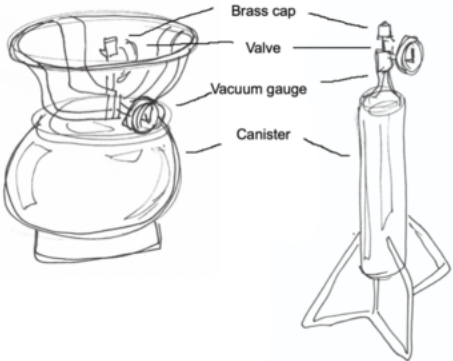
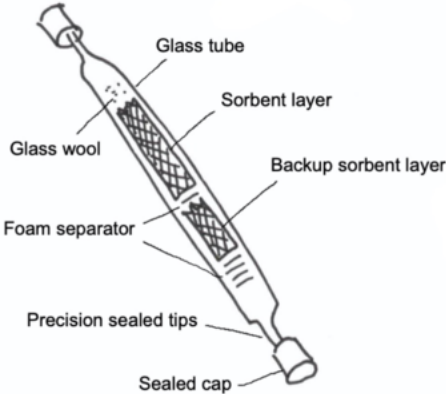
Whole Air Sampling (Bags and Canisters)	Sorbent Tube Sampling
<p>Whole air samplers take an entire air sample using an evacuated canister or a pump system. The bucket is an example of a whole air sampler</p> <ul style="list-style-type: none"> <li>• Whole air sample</li> <li>• Broad analysis: tests up to 81 chemicals</li> <li>• Grab sampling (instantaneous) or integrated sampling (over a set period)</li> <li>• Can be used with a pump</li> <li>• Typically used in a stationary setup</li> </ul> 	<p>Sorbent tubes are made of glass and contain adsorbent material to test for a specific chemical over a set period of time</p> <ul style="list-style-type: none"> <li>• Concentrated sample</li> <li>• Targeted analysis: tests for a single compound</li> <li>• Integrated sampling (over a set period)</li> <li>• Can be used with pump</li> <li>• Highly portable for personal sampling</li> </ul> 

Figure 2. Air Sampling and Sorbent Tube Sampling  
Source: publiclab.org

Canisters and sorbent tubes serve as sampling media for capturing gases and volatile compounds, offering flexibility and versatility in IAQ monitoring applications. In addition, grab sampling kits may include vacuum pumps, tubing, and fittings for sample collection and transportation to analytical laboratories for subsequent analysis.

**Real-Time Sampling**

Real-time sampling provide instantaneous and continuous measurement of a wide range of indoor air pollutants, allowing for the rapid detection and monitoring of various air quality parameters using specialized instruments and sensors. Unlike grab sampling, which collects discrete air samples for subsequent analysis, real-time sampling offers continuous monitoring capabilities. It also eliminates the need for laboratory analysis and any delay in results.

Real-time air quality monitors commonly use multiple sensors to measure various pollutants simultaneously. Monitors equipped with optical sensors or laser-based technology, are used to measure particle concentrations and size distributions in real-time.

**Passive Sampling**

Passive sampling devices are designed to absorb airborne pollutants, allowing for the accumulation of pollutants within the sampling media. Unlike active sampling methods that require the use of pumps or other mechanical devices to collect air samples, passive sampling

relies on the natural diffusion of pollutants into sampling media over time. It is a relatively simple and cost-effective method that requires minimal maintenance and supervision.

There are several types of passive sampling devices. Passive diffusion tubes consist of sorbent materials such as activated charcoal or silica gel, and are commonly used to collect gases and VOCs from the indoor air. These tubes rely on the diffusion of pollutants into the sorbent material, where they are trapped for subsequent analysis in a laboratory. The passive badge or sampler is another type of passive sampling device. It consists of a small, lightweight container filled with a sorbent material capable of trapping airborne pollutants. Passive badges are often used to measure concentrations of formaldehyde, a common indoor air pollutant emitted from building materials and furnishings.

In addition to measuring gases and VOCs, passive sampling is used to measure semi-volatile organic compounds (SVOCs) such as phthalates, flame retardants, and polycyclic aromatic hydrocarbons (PAHs).

## **Instrumentation and Technology**

The instrumentation and technologies used to measure and monitor IAQ have significantly advanced over the years, offering a wide range of capabilities for assessing IAQ parameters and implementing effective mitigation strategies. Gas sensors, particulate matter monitors, IAQ sensors, and remote sensing technologies enable continuous monitoring, data acquisition, and analysis. These tools play a crucial role in identifying air pollutants, evaluating ventilation effectiveness, and implementing targeted mitigation strategies to ensure a healthy and comfortable indoor environment.

### ***Gas Sensors and Analyzers***

Gas sensors and analyzers are used to measure concentrations of various gases and VOCs present in indoor air. These sensors employ different detection principles, including electrochemical, metal oxide semiconductor, and photoionization technologies, to detect specific gases such as carbon dioxide (CO<sub>2</sub>), carbon monoxide (CO), nitrogen dioxide (NO<sub>2</sub>), sulfur dioxide (SO<sub>2</sub>), ozone (O<sub>3</sub>), and VOCs. Gas analyzers can also provide real-time measurement capabilities.

### ***Particulate Matter Monitors***

PM monitors are used to measure indoor airborne particle concentrations and size distributions. These monitors utilize optical sensors, laser-based technology, or gravimetric methods to quantify PM levels, including PM<sub>10</sub> (particles with aerodynamic diameters less than 10 micrometers) and PM<sub>2.5</sub> (particles with aerodynamic diameters less than 2.5 micrometers).

### ***Indoor Air Quality Sensors***

IAQ sensors are compact, versatile devices used to measure various IAQ parameters, including temperature, humidity, carbon dioxide (CO<sub>2</sub>) levels, and volatile organic compound (VOC) concentrations. These sensors employ advanced sensing technologies, such as electrochemical, capacitive, and optical sensors, to provide accurate and reliable measurements in real-time. IAQ sensors are often integrated into building automation systems and IoT (Internet of Things) platforms, enabling continuous monitoring of indoor environmental conditions and facilitating data-driven decision-making for IAQ management.

### ***Remote Sensing Technologies***

Remote sensing technologies including wireless sensor networks and IoT (Internet of Things) devices, are increasingly utilized in IAQ monitoring to enable remote monitoring and data acquisition. These allow for the deployment of sensors and monitoring devices throughout buildings and indoor environments, providing comprehensive coverage and spatial resolution for IAQ assessment. Wireless sensor networks enable real-time data transmission and remote access to IAQ data, allowing the efficient monitoring of the indoor environmental conditions, facilitating prompt response to changes or anomalies.

### **Temperature and Humidity**

Temperature and humidity are fundamental parameters that significantly influence IAQ and occupant comfort in various indoor environments. Monitoring and maintaining appropriate levels of temperature and humidity is essential for creating a healthy, pleasant, and productive indoor environment while also minimizing the risk of adverse health effects and building damage.

#### ***Temperature***

Temperature directly impacts occupant comfort. Indoor temperatures that are too high or too low can lead to discomfort, fatigue, and decreased productivity. Heat stress, hypothermia, and exacerbation of certain medical conditions can occur in extreme temperature conditions.

The optimal indoor temperature range typically falls between 20°C to 24°C (68°F to 75°F) for most occupants, although individual preferences may vary based on factors such as clothing and activity level. Proper temperature control is essential in mitigating thermal discomfort and ensuring occupant satisfaction. Maintaining optimal indoor temperatures can also contribute to energy efficiency by reducing the need for excessive heating or cooling, thus lowering energy consumption and costs.

#### ***Humidity***

Humidity, the amount of water vapor present in the air, is typically measured as relative humidity (RH) expressed as a percentage. Indoor humidity levels influence comfort, health, and IAQ conditions by affecting the growth of mold, bacteria, and allergens, as well as the performance of building materials and HVAC systems. RH levels between 30% to 60% are generally recommended for maintaining comfortable and healthy indoor environments. High humidity levels can promote mold growth, musty odors, and moisture-related issues, while low humidity levels can lead to dry skin, respiratory irritation, and discomfort among occupants.

#### ***Temperature and Humidity Interactions***

The interaction between temperature and humidity also plays a critical role in determining thermal comfort and perceived indoor air quality. The human body's ability to regulate heat depends on the balance between sensible heat (related to temperature) and latent heat (related to humidity) exchanges with the surrounding environment.

The psychrometric chart, which graphically represents the relationship between temperature, humidity, and other IAQ parameters, helps engineers and HVAC professionals design and optimize indoor environments for thermal comfort and energy efficiency (Figure 2).



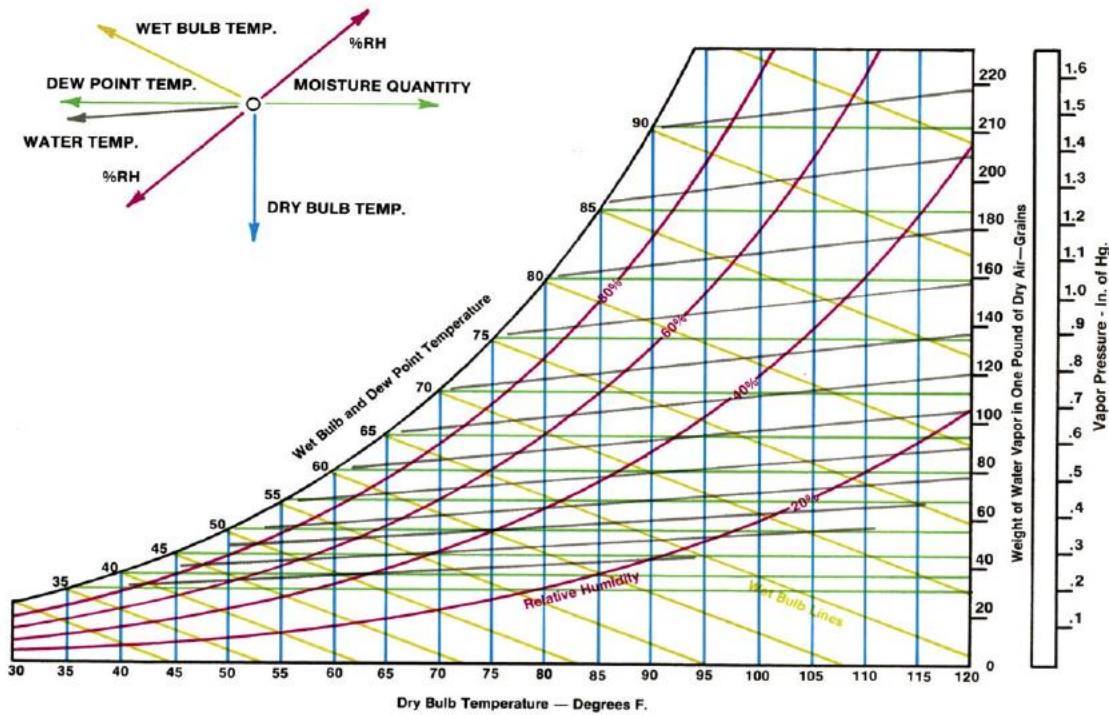


Figure 3. Psychrometric chart

Relative humidity is temperature-dependent, meaning that the same amount of moisture in the air can result in different RH levels at different temperatures. This concept is critical in understanding the dew point, which is the temperature at which air becomes saturated with moisture, leading to condensation.

Condensation and moisture problems can occur when there is a significant temperature difference between indoor and outdoor environments, especially in poorly insulated or ventilated areas. Proper insulation and ventilation are essential to control temperature and humidity.

In cold climates, maintaining indoor humidity levels can help prevent dryness and discomfort caused by heating systems. In hot and humid climates, effective dehumidification is crucial to reduce moisture-related problems.

## Data Analysis and Interpretation

Analysis and interpretation of data collected from various monitoring instruments and sensors are essential in assessing and managing the quality of indoor air. In essence, data analysis methods furnish a systematic framework for interpreting IAQ measurements, identifying trends, and uncovering underlying relationships.

### Establishing Baseline Data

Establishing a baseline data is a crucial step before any meaningful data analysis and interpretation can be done. Baseline data serves as reference points against which subsequent measurements can be compared, enabling the assessment of changes in IAQ parameters over time, identifying trends, and evaluating the effectiveness of IAQ management interventions.

The process of establishing baseline data involves several key steps:

#### ***Step 1: Selection of IAQ Parameters***

Before starting, the specific air pollutants to be measured needs to be determined. The appropriate monitoring equipment can then be selected and installed in key locations within the building which are representative of the different occupancy patterns, building materials, and potential pollution sources. Baseline data collection can span several days to several weeks, depending on the IAQ parameters being measured and the building's occupancy patterns.

#### ***Step 2: Initial Monitoring***

Next, a comprehensive IAQ monitoring is conducted to capture baseline conditions within the selected indoor areas. This entails deploying monitoring instruments and sensors to measure the key IAQ parameters, including concentrations of gases (e.g., CO<sub>2</sub>, CO, VOCs), PM levels, temperature, humidity, and ventilation rates. Monitoring may occur over an extended period to capture variations in IAQ conditions across different seasons, occupancy patterns, and activities.

#### ***Step 3: Data Collection and Recording***

Collected data is recorded, organized and stored by monitoring location, time, date, and relevant parameters to facilitate data management and retrieval. Detailed documentation of monitoring protocols, instrument calibrations, and environmental conditions ensures data integrity and reliability for the establishment of the baseline.

#### ***Step 4: Data analysis***

Various statistical methods are used to analyze collected data and derive summary statistics that characterize baseline IAQ conditions. This analysis aids in quantifying the baseline IAQ levels and to identify any notable patterns or trends.

#### ***Step 5: Comparison with Regulatory Standards and Guidelines***

Baseline data are then compared against established regulatory standards, guidelines, or recommended exposure limes to assess compliance and identify areas of concern. Any discrepancies may indicate potential IAQ issues requiring further investigation and intervention.

### ***Step 6: Documentation and Reporting***

Baseline data, as well as relevant metadata and contextual information, should be documented and reported to stakeholders, including building owners, facility managers, and occupants. Clear and concise reporting of baseline IAQ conditions enhances transparency and facilitates informed decision-making.

## **Interpreting IAQ Test Results**

Once the baseline has been established, continual IAQ monitoring can proceed. The following steps outline the process of analysis and interpretation of this data.

### ***Step 1: Data Collection***

The first step is the collection of IAQ measurements using appropriate monitoring instruments and sensors. These measurements may include concentrations of gases (e.g., CO<sub>2</sub>, CO, VOCs), PM levels, temperature, humidity, and other relevant parameters. Data can be collected continuously in real-time or through periodic sampling depending on the monitoring requirements and available resources.

### ***Step 2: Data Organization***

Collected data is then organized systematically, often stored in databases or spreadsheets for accessibility and manipulation. This step ensures data integrity and facilitates subsequent analysis.

### ***Step 3: Pre-Processing of Data***

Before analysis, data may undergo pre-processing steps to clean and filter out any outliers, erroneous readings, or missing values. Pre-processing techniques such as data imputation, outlier detection, and data normalization help ensure the accuracy and reliability of the dataset for subsequent analysis.

### ***Step 4: Descriptive Statistics***

Descriptive statistics are used to summarize and characterize the IAQ data, providing insights into the central tendency, variability, and distribution of measured parameters. Common descriptive statistics include mean, median, standard deviation, and percentile values, providing a snapshot of the typical IAQ conditions and can identify any deviations from expected levels.

### ***Step 5: Comparative Analysis***

IAQ measurements is compared against the baseline data, as well as established guidelines, standards, or TLVs to assess compliance and identify areas of concern. Comparative analysis helps evaluate IAQ parameters in relation to regulatory requirements, industry standards, and best practices for indoor environmental quality.

### ***Step 6: Trend Analysis***

Trend analysis examines temporal patterns, fluctuations and trends in IAQ measurements over time. This may include identifying seasonal variations, diurnal patterns, or long-term trends in pollutant concentrations and indoor environmental conditions. Trend analysis helps identify emerging issues, assess the effectiveness of IAQ management strategies, and inform decision-making for proactive interventions.

### ***Step 7: Correlation Analysis***

Correlation analysis explores relationships and associations between different IAQ parameters, identifying potential cause-effect relationships and sources of indoor air pollution. Correlation coefficients and scatter plots are commonly used to assess the strength and direction of relationships between variables, helping pinpoint potential sources of contamination or indoor air quality concerns.

### ***Step 8: Data Visualization***

Data visualization techniques such as charts, graphs, and heatmaps are used to visually represent IAQ measurements and trends, making complex data patterns more accessible and interpretable. Visualization tools help stakeholders understand IAQ data at a glance, communicate findings effectively, and facilitate informed decision-making for IAQ management and mitigation strategies.

If needed, expert guidance can aid in the interpretation of IAQ test results and any appropriate corrective actions needed. After implementing corrective actions, continuous monitoring of the IAQ parameters should be done to verify the effectiveness of the measures taken, and ensure that IAQ remains at acceptable levels over time.

## **Identifying Problem Areas**

The comprehensive analysis of IAQ data collected from monitoring instruments and sensors can help to pinpoint areas of concern and prioritize corrective actions. Identification of IAQ problem areas includes the following steps.

### ***Step 1: Data Review and Assessment***

The first step is reviewing and assessing IAQ data collected from monitoring activities. Data from various sensors and instruments, including measurements of gases, PM, temperature, humidity, and ventilation rates, are analyzed to identify trends, anomalies, and deviations from expected levels.

### ***Step 2: Data Analysis***

Statistical methods are employed to analyze the IAQ data and derive meaningful insights into the indoor conditions. Descriptive statistics provide a summary of IAQ parameters, highlighting areas of variability and potential concern. Comparative analysis against established guidelines, standards, or historical and baseline data helps identify deviations and potential problem areas requiring attention.

### ***Step 3: Trend Identification***

Trend analysis is conducted to identify temporal patterns and fluctuations in IAQ measurements over time. Seasonal variations, diurnal cycles, and long-term trends are scrutinized to discern patterns of indoor air pollution and potential sources of contamination. Sudden spikes or prolonged deviations from baseline conditions may indicate problem areas requiring further investigation and intervention.

### ***Step 4: Correlation Assessment***



Correlation analysis is performed to explore relationships between different IAQ parameters and potential sources of indoor air pollution. Correlation coefficients and scatter plots help elucidate connections between variables, uncovering potential causal relationships and identifying problem areas with elevated pollutant levels or poor ventilation.

***Step 5: Spatial Analysis***

Spatial analysis considers the distribution of IAQ measurements across different locations. Variations in pollutant concentrations, ventilation effectiveness, and occupant activities are examined to identify spatial patterns and localized problem areas. Hotspots of indoor air pollution, such as areas with poor ventilation, high occupancy, or proximity to pollution sources, are identified for targeted interventions.

***Step 6: Occupant Feedback and Complaints***

Feedback from building occupants, including reports of discomfort, respiratory symptoms, or odors, provides valuable insights into potential IAQ problem areas. Occupant surveys, interviews, and complaints logs can help corroborate findings from data analysis and prioritize areas for investigation and remediation.

Regular monitoring, data-driven decision-making, and stakeholder engagement are essential components of effective IAQ management strategies aimed at addressing indoor air pollution and creating healthy indoor environments.

## Ventilation Systems and Design Considerations

Effective ventilation systems and design considerations are fundamental for maintaining and enhancing IAQ by facilitating the exchange of indoor and outdoor air while controlling pollutant levels and ensuring occupant comfort. It is important to determine the appropriate ventilation rate and air exchange. Ventilation rates should adequately dilute indoor pollutants and provide a fresh outdoor air supply to occupants, to meet standards like the American Society of Heating, Refrigerating and Air-Conditioning Engineers (ASHRAE) guidelines. Systems should also effectively remove pollutants and control contaminant sources using strategies like localized exhaust ventilation and pollutant source isolation. Proper placement of exhaust and intake vents ensures efficient pollutant removal without recirculation.

Integration of air filtration and purification technologies enhances ventilation systems. High-efficiency particulate air (HEPA) filters, activated carbon filters, and UV germicidal irradiation systems capture and neutralize particles, allergens, microbes, and VOCs. Ventilation systems should also include humidity control mechanisms like humidifiers and dehumidifiers to regulate indoor humidity within recommended ranges, preventing mold growth and minimizing respiratory discomfort.

## HVAC Systems

Heating, ventilation, and air conditioning (HVAC) systems (figure 3) play a crucial role in maintaining IAQ by regulating ventilation rates, temperature, and humidity, while controlling indoor air pollutants. These systems are designed to provide thermal comfort and adequate ventilation for occupants while minimizing the buildup of contaminants and pollutants within indoor environments.



Figure 4. HVAC System

The primary function of HVAC systems is ventilation. Proper ventilation ensures the supply of fresh outdoor air and the removal of stale indoor air, diluting indoor pollutants and maintaining oxygen levels. HVAC systems incorporate ventilation components such as air intakes, ductwork, and air distribution systems to deliver outdoor air to occupied spaces, and exhaust indoor air containing contaminants. Ventilation rates are carefully calculated to meet ASHRAE guidelines and local building codes, ensuring adequate air exchange while balancing energy efficiency and occupant comfort.

HVAC systems also include filtration and air cleaning technologies to remove particulate matter, allergens, microbes, and VOCs from the indoor air. HEPA filters, electrostatic precipitators, and UV germicidal irradiation systems are commonly integrated into HVAC systems to capture and neutralize airborne contaminants. These filtration technologies help to reduce allergens and respiratory irritants, and minimize the spread of infectious agents indoors.

HVAC systems also incorporate humidifiers and dehumidifiers to regulate indoor humidity within optimal ranges (typically 30-60% relative humidity), ensuring a comfortable and healthy indoor environment. By controlling humidity levels, HVAC systems help to limit respiratory discomfort, prevent microbial growth, and maintain IAQ standards.

Advanced HVAC systems employ smart controls and sensors to monitor IAQ and constantly respond to changes. Demand-controlled ventilation (DCV) systems adjust ventilation rates based on occupancy levels and IAQ parameters, optimizing energy efficiency while maintaining IAQ compliance. Real-time monitoring of temperature, humidity, and air quality enables proactive management of IAQ, allowing HVAC systems to respond effectively to changing occupancy patterns, pollutant sources, and weather conditions.

Effective maintenance, regular inspections, and adherence to IAQ guidelines ensure the continued performance and reliability of HVAC systems in maintaining optimal IAQ standards. This should include:

- i Regular inspection and cleaning of filters, coils, ducts, and drain pans.
- ii Regular servicing of HVAC equipment by professionals
- iii Checking refrigerant levels.
- iv Installing IAQ sensors to monitor conditions.
- v Keeping detailed records of HVAC maintenance, including dates and tasks performed to help track system performance.

### **Airflow Modeling**

Airflow modeling is the assessment of ventilation effectiveness and air distribution within occupied spaces. By simulating airflow patterns and velocity distributions, airflow modeling helps evaluate the distribution of fresh outdoor air and the removal of indoor contaminants to ensure adequate ventilation rates. Through computational fluid dynamic simulations, airflow patterns can be studied to identify potential problem areas, and optimize HVAC system design for enhanced IAQ performance. The impact of HVAC system design parameters, such as ductwork layout, diffuser placement, and airflow rates, can be assessed on ventilation efficiency and IAQ levels.

In addition to ventilation assessment, airflow modeling enables the prediction of pollutant dispersion and IAQ levels within enclosed spaces. By incorporating pollutant source emissions, dispersion characteristics, and indoor airflow dynamics into simulations, airflow modeling can quantify pollutant concentrations, identify high-risk areas, and assess the effectiveness of mitigation strategies. This information is important in the design of ventilation systems, implementing source control measures, and optimizing IAQ management practices.

Airflow modeling can also be used in the evaluation of thermal comfort conditions by analyzing temperature distributions, air velocity profiles, and thermal stratification patterns. By simulating indoor thermal conditions under different HVAC system configurations and occupancy scenarios, airflow modeling helps optimize heating and cooling strategies, improve energy efficiency, and ensure occupant comfort while maintaining IAQ standards.

To maximize the accuracy and reliability of airflow modeling simulations, it is essential to validate models against experimental data and field measurements. Calibration and validation exercises help verify the predictive capabilities of airflow models and ensure that simulated results align with observed indoor environmental conditions. As IAQ management continues to evolve, airflow modeling remains a critical tool for informing decision-making, optimizing system performance, and promoting sustainable building practices.

### **Ventilation Strategies**

Ventilation strategies encompass a range of approaches aimed at optimizing IAQ by ensuring the exchange of indoor and outdoor air while minimizing the buildup of pollutants and contaminants within enclosed spaces. They including natural ventilation, mechanical ventilation, and hybrid ventilation.

Natural ventilation relies on passive airflow mechanisms to bring outdoor air into buildings and exhaust stale indoor air; figure 3 illustrates the different types. Natural ventilation strategies leverage architectural features such as windows, louvers, vents, and building orientation to facilitate cross-ventilation and airflow throughout occupied spaces. By harnessing natural airflow patterns and prevailing winds, natural ventilation systems provide a cost-effective and energy-efficient solution for maintaining IAQ.

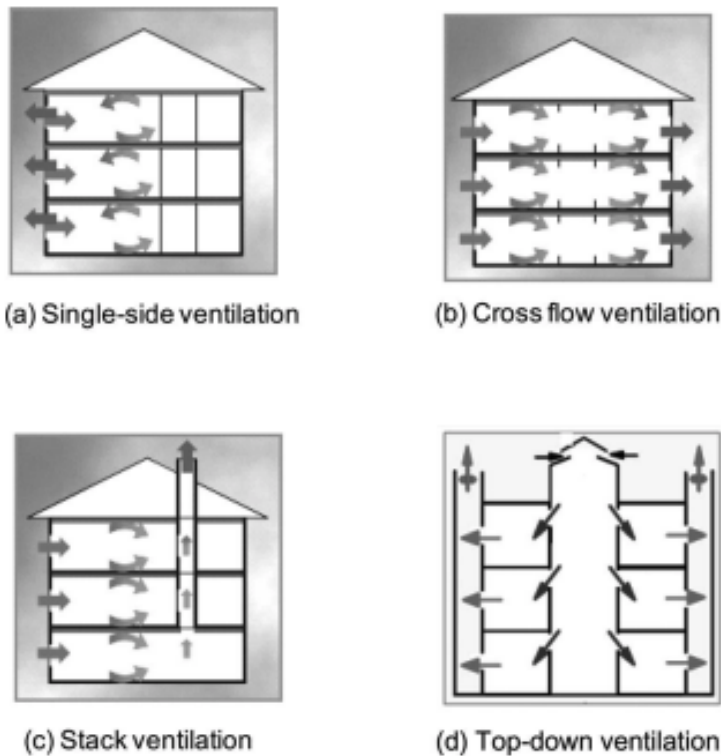


Figure 5. Types of Natural Ventilation  
From Ohba & Lun (2010)

Mechanical ventilation utilizes mechanical systems such as fans, blowers, and ductwork to actively circulate and distribute outdoor air throughout the indoor environments. These systems can be designed to provide continuous or intermittent ventilation, allowing for precise control over ventilation rates and indoor airflows. By incorporating filtration technologies and humidity control mechanisms, mechanical ventilation systems help remove airborne contaminants, regulate indoor humidity levels, and optimize IAQ performance in various building types and occupancy scenarios.

Hybrid ventilation combines elements of both natural and mechanical ventilation systems to maximize IAQ benefits while minimizing energy consumption and operational costs. Hybrid ventilation strategies leverage the advantages of natural ventilation, such as free cooling and ventilation airflows, supplementing this with mechanical ventilation components to ensure consistent airflow rates and IAQ levels. By integrating sensors, controls, and automated dampers, hybrid ventilation systems can adapt to changing environmental conditions and occupancy patterns, optimizing ventilation effectiveness and occupant comfort throughout the year.

## Mitigation and Control Strategies

Mitigation and control strategies are used to minimize indoor air pollutants, reducing exposure to harmful substances, and promoting optimal IAQ conditions. By implementing effective filtration systems, source control measures, and selecting low-emission building materials, health risks are reduced and good IAQ is maintained. Regular monitoring and maintenance of IAQ measures are essential to ensure continued effectiveness.

### Filtration Systems

Filtration systems play a crucial role in removing airborne particles, allergens, and contaminants from indoor air. They can be integrated into HVAC systems or found in standalone air purifiers. Regular maintenance and replacement of filters are essential to ensure optimal filtration efficiency and IAQ performance. HEPA filters, electrostatic precipitators, and activated carbon filters are commonly used to capture pollutants and improve IAQ.

- i HEPA filters are highly effective in capturing particles as small as 0.3  $\mu\text{m}$ , including dust, pollen, mold spores, and bacteria.
- ii Activated carbon filters adsorb VOCs, odors, and other chemical contaminants from indoor air.
- iii Advanced filtration systems may also incorporate electrostatic precipitators and ultraviolet (UV) germicidal irradiation to further enhance pollutant removal and microbial disinfection.

### Source Control Measures

Source control measures aim to minimize or eliminate indoor air pollutants at their source, preventing their release indoors. Common source control strategies include proper storage and handling of chemicals and cleaning products, use of low-emission building materials and furnishings, and implementation of smoking bans in indoor spaces. Integrated pest management practices can also help reduce the use of pesticides and limit indoor exposure to harmful chemicals. By addressing the source of the pollutant, source control measures effectively reduce indoor air pollution and mitigate health risks associated with exposure to harmful substances.

### Building Materials and IAQ

Building materials play a significant role in determining IAQ as they can emit VOCs and other harmful substances. Low-emission or zero-VOC building materials, such as paints, adhesives, carpets, and furniture, help minimize indoor air pollution. Additionally, selecting building materials with low formaldehyde emissions and avoiding materials containing hazardous substances like lead and asbestos further contributes to IAQ improvement. Sustainable building certification programs, such as Leadership in Energy and Environmental Design (LEED), prioritize the use of environmentally friendly and IAQ-friendly materials in building construction and renovation projects.

## Regulatory Compliance and Standards

Regulatory compliance and standards for IAQ are essential frameworks established by government agencies, industry organizations, and professional bodies to ensure that indoor environments meet specific health and safety requirements. These regulations and standards provide guidelines, benchmarks, and protocols for assessing, monitoring, and managing IAQ in various settings, including residential, commercial, and institutional buildings.

### Federal Level Regulations in the United States

Several agencies oversee the regulatory compliance and standards for IAQ in the US, each with specific mandates related to IAQ standards, guidelines, and enforcement. Among the key agencies involved are:

- i *Environmental Protection Agency (EPA)*: The EPA provide guidance documents, technical resources, and IAQ management tools for homeowners, building managers, and industry professionals to assess and improve IAQ in residential, commercial, and institutional buildings. They focus on identifying and addressing indoor air pollutants, including airborne particles, VOCs, radon, and biological contaminants.
- ii *Occupational Safety and Health Administration (OSHA)*: The OSHA sets workplace standards to protect employees from occupational hazards, including indoor air pollutants. OSHA's IAQ program addresses workplace exposures to hazardous substances, such as dust, fumes, chemicals, and biological agents, and establishes requirements for employers to maintain safe and healthy working environments. OSHA regulations mandate employers to assess IAQ conditions, implement control measures, and provide employee training on IAQ-related hazards and preventive measures.
- iii *National Institute for Occupational Safety and Health (NIOSH)*: NIOSH, part of the Centers for Disease Control and Prevention (CDC), conducts research and provides recommendations for improving workplace safety and health, including IAQ in occupational settings.
- iv *Department of Housing and Urban Development (HUD)*: HUD oversees IAQ regulations and guidelines for federally assisted housing programs, ensuring that low-income households have access to safe and healthy housing environments. HUD's Healthy Homes program promotes IAQ improvements, moisture control, pest management, and radon mitigation measures in affordable housing units to mitigate health risks and improve living conditions for vulnerable populations. HUD provides funding, technical assistance, and training resources to housing authorities, property owners, and tenants to address IAQ issues and comply with federal housing regulations.

IAQ regulations and standards may also be influenced by federal laws, such as the Clean Air Act, the Safe Drinking Water Act, and the Toxic Substances Control Act, which establish overarching environmental and public health protections related to air quality, water quality, and chemical safety. Federal regulations and standards for IAQ are continuously evolving to address emerging contaminants, scientific advancements, and public health concerns, reflecting a commitment to ensuring safe and healthy indoor environments for all Americans. Compliance with federal IAQ regulations requires collaboration among government agencies,

stakeholders, and the private sector to uphold IAQ standards, protect public health, and promote sustainable building practices across the nation.

### **State and Local Regulations**

State and local regulations complement federal standards and often address specific regional concerns, building codes, and environmental health priorities. While federal agencies like the EPA provide overarching guidelines, state and local governments have the authority to enact laws and regulations tailored to their jurisdictions.

State departments of health, environmental protection agencies, and building code enforcement authorities play key roles in establishing and enforcing IAQ regulations at the state level. These agencies may adopt or adapt federal IAQ standards and guidelines to address local environmental conditions, public health concerns, and building practices. State regulations often cover areas such as ventilation requirements, radon testing and mitigation, mold remediation, tobacco smoke exposure, and chemical emissions from building materials. Local governments, including city and county health departments, building departments, and air quality management districts, will also have jurisdiction over IAQ regulations within their communities.

Local ordinances and building codes may set more stringent IAQ standards than federal or state regulations to address unique challenges and priorities related to urban development, industrial activities, and population density. Local governments may also require IAQ assessments, permits, and compliance inspections for new construction, renovations, and occupancy permits to ensure that buildings meet IAQ requirements.

### **International Standards**

International regulations and standards for IAQ are established by organizations such as the World Health Organization (WHO) and the International Organization for Standardization (ISO) to promote health, safety, and environmental sustainability across borders. These international guidelines serve as reference points for governments, industries, and stakeholders worldwide to develop IAQ policies, regulations, and best practices.

In addition to WHO and ISO standards, regional and intergovernmental organizations may also establish IAQ regulations and initiatives to address specific environmental and public health challenges. For example, the European Union (EU) directives on IAQ aim to reduce exposure to indoor pollutants, promote energy efficiency, and improve ventilation systems in buildings across member states. International agreements and conventions, such as the Stockholm Convention on Persistent Organic Pollutants (POPs) and the Minamata Convention on Mercury, address global IAQ issues and promote measures to reduce emissions of harmful pollutants, protect vulnerable populations, and safeguard ecosystems. These international agreements underscore the interconnectedness of IAQ challenges and the importance of coordinated efforts to address them on a global scale.



## **Industry Standards and Guidelines**

Industry standards and guidelines are developed by professional organizations, industry associations, and technical committees to establish best practices, performance criteria, and quality benchmarks for IAQ management across various sectors and building types. These industry standards and guidelines serve as practical tools for stakeholders to assess, improve, and maintain IAQ in residential, commercial, institutional, and industrial environments.

One of the most influential organizations in setting IAQ standards is the ASHRAE. ASHRAE develops consensus-based standards, guidelines, and technical publications related to HVAC design, ventilation, air filtration, and IAQ management. For example, ASHRAE Standard 62.1, ‘Ventilation for Acceptable Indoor Air Quality’, establishes minimum ventilation rates and IAQ requirements for commercial and institutional buildings.

The Indoor Air Quality Association (IAQA) is another leading organization that promotes IAQ excellence and professional development through education, certification, and advocacy initiatives. IAQA develops best practice guides, technical resources, and IAQ management frameworks to help building owners, facility managers, and IAQ professionals address IAQ challenges and achieve compliance with industry standards. IAQA's certification programs, such as the Certified Indoor Environmentalist (CIE) and Certified Indoor Air Quality Manager (CIAQM), validate proficiency in IAQ assessment, remediation, and management practices.

Other industry organizations and associations, such as the Building Owners and Managers Association (BOMA), the Indoor Environmental Quality Global Alliance (IEQ-GA), and the National Air Filtration Association (NAFA), contribute to the development of IAQ standards and guidelines tailored to specific building types, occupancies, and environmental conditions. These organizations collaborate with government agencies, research institutions, and industry stakeholders to address emerging IAQ issues, disseminate best practices, and promote IAQ awareness and education within their respective sectors.

Industry-specific guidelines and certification programs, such as LEED for green buildings, WELL Building Standard for occupant health and wellness, and ENERGY STAR Indoor Air Package for energy-efficient IAQ solutions, integrate IAQ considerations into building design, construction, and operation practices. By adhering to industry standards and guidelines, stakeholders can optimize IAQ performance, enhance occupant comfort and productivity, and demonstrate commitment to environmental sustainability and public health in the built environment.

## **Future Trends in Indoor Air Quality Analysis**

The field of IAQ monitoring has seen significant advancements in recent years, driven by technological innovation and a growing awareness of the importance of IAQ. Several key developments and emerging technologies are shaping the future of IAQ analysis, offering new insights, capabilities, and opportunities for improving indoor air quality and occupant health.

### **Developing Trends**

Recent trends include the integration of IAQ analysis with building automation systems (BAS) and smart building platforms to optimize energy efficiency, occupant comfort, and IAQ performance simultaneously. Smart sensors, actuators, and control systems adjust ventilation rates, air distribution, and HVAC operations in response to IAQ conditions, occupancy patterns, and outdoor air quality, ensuring that indoor environments remain healthy, productive, and sustainable.

Furthermore, the adoption of green building standards, such as LEED and WELL Building Standard, is driving demand for comprehensive IAQ assessments, performance verification, and certification programs that prioritize occupant health, wellness, and IAQ excellence. IAQ analysis is becoming an integral part of building design, construction, and operation practices, promoting sustainable building practices and creating healthy indoor environments that enhance quality of life and productivity.

### **Emerging Technologies**

Emerging technologies are revolutionizing the way IAQ is monitored, assessed, and managed in various indoor environments, from residential buildings to commercial spaces. These cutting-edge technologies leverage advancements in sensor technology, data analytics, and connectivity to provide real-time insights into IAQ parameters and trends, allowing for informed decisions and proactive measures to be made to improve IAQ.

#### ***Advances Sensors***

One of the most significant advancements in IAQ analysis is the development of advanced sensor technology capable of detecting multiple air pollutants with high sensitivity and specificity. These sensors can measure a wide range of IAQ parameters, including PM, VOCs, carbon dioxide, carbon monoxide, nitrogen dioxide, ozone, as well as microbial contaminants. Miniaturization and cost reduction of sensor components have made it possible to deploy IAQ sensors in various indoor settings, enabling continuous monitoring and data collection without the need for expensive laboratory equipment.

#### ***Internet of Things***

Internet of Things (IoT) platforms and connectivity solutions are facilitating the integration of IAQ sensors into smart building systems, enabling real-time data collection, analysis, and visualization. IoT-enabled IAQ monitoring systems can aggregate sensor data from multiple locations within a building or across a facility, providing a comprehensive view of IAQ conditions and trends. Cloud-based analytics platforms process IAQ data in real time, identify

anomalies, and generate actionable insights and alerts to help identify IAQ issues and implement targeted interventions.

### ***Artificial Intelligence and Machine Learning***

Artificial intelligence (AI) and machine learning (ML) algorithms are transforming IAQ analysis by enabling predictive modeling, pattern recognition, and anomaly detection based on historical data and IAQ trends. AI-powered IAQ systems can learn from past IAQ events, occupancy patterns, weather conditions, and building operations to anticipate potential IAQ issues and recommend proactive measures to mitigate risks and optimize IAQ performance. ML algorithms can identify correlations between IAQ parameters, occupancy behaviors, and building operations, enabling personalized IAQ strategies tailored to specific indoor environments and occupant needs.

### ***Wearable IAQ Devices***

Emerging technologies such as wearable IAQ monitors and personal exposure trackers empower individuals to monitor their personal exposure to indoor air pollutants and make informed decisions about their indoor environments. Wearable IAQ devices can measure individual exposure levels, track pollutant concentrations in real time, and provide personalized recommendations to help users reduce their exposure and minimize health risks associated with poor IAQ. They are particularly beneficial in healthcare and occupational settings.

## **Research and Innovations**

Research innovations in IAQ analysis are driving significant advancements in understanding, monitoring, and improving IAQ. These innovations encompass a wide range of scientific disciplines, technologies, and methodologies aimed at addressing emerging IAQ challenges, identifying sources of indoor air pollution, and developing effective mitigation strategies to promote occupant health and well-being.

### ***Sensor Technologies***

Research innovations have led to the development of advanced sensor technologies capable of detecting and quantifying a broad spectrum of indoor air pollutants with high accuracy and sensitivity. Researchers are exploring novel sensing materials, fabrication techniques, and signal processing algorithms to enhance the performance, reliability, and cost-effectiveness of IAQ sensors. From low-cost, portable sensors to sophisticated, lab-grade instruments, these innovations enable real-time monitoring of a wide range of IAQ parameters in diverse indoor settings.

### ***Computational modeling and simulation tools***

Research efforts are focused on exploring the complex interactions between indoor air pollutants, building materials, ventilation systems, and occupant activities to better understand the dynamics of IAQ and identify key determinants. Computational modeling and simulation tools are used to predict IAQ scenarios, assess exposure risks, and optimize IAQ management strategies in various building designs and occupancy scenarios. Multi-disciplinary research collaborations are leveraging expertise in engineering, chemistry, environmental science, and public health to tackle IAQ challenges from multiple perspectives, and develop holistic solutions that address both IAQ and occupant well-being.

Research into the integration of IAQ monitoring with BAS, smart sensors, and IoT platforms will enable real-time IAQ monitoring, automated control, and adaptive response mechanisms. This will provide more integrated IAQ solutions to monitor IAQ conditions, receive actionable insights, and implement targeted interventions to maintain healthy indoor environments and minimize health risks.

## Case Studies

### Case Scenario 1: Commercial Office Building

#### *Background*

A large commercial office building in a densely populated urban area experienced a high rate of occupant complaints related to IAQ. Common issues included persistent odors, discomfort, and occasional respiratory symptoms. Concerns about IAQ prompted the building management to conduct an IAQ assessment to identify potential sources of indoor air pollutants and address occupant health and comfort issues.

#### *IAQ Assessment*

A comprehensive assessment of the building's indoor environment was performed, including:

- **Occupant Surveys:** IAQ specialists conducted surveys to gather occupant feedback, identify specific complaints, and assess occupant behaviors and activities.
- **HVAC System Inspection:** Licensed engineers inspected the HVAC system, including filters, ducts, and exhaust systems, to ensure proper operation and maintenance.
- **Air Sampling:** Real-time air sampling and monitoring devices were used to measure CO<sub>2</sub> levels, VOCs, and particulate matter in various areas of the building.

#### *Findings*

The assessment revealed:

- High CO<sub>2</sub> levels detected in several areas, indicating inadequate ventilation rates.
- Elevated VOC levels in certain spaces due to off-gassing from building materials and cleaning products.
- Mold growth was identified in poorly ventilated restrooms and kitchen areas.

#### *IAQ Remediation Measures*

Based on the IAQ assessment findings, the building management implemented several remediation measures to improve IAQ conditions and address occupant concerns. These measures included:

- **Ventilation Improvements:** The HVAC system was modified to increase outdoor air intake and improve ventilation in problem areas.
- **Source Control:** Low-VOC building materials and non-toxic cleaning products were specified for future renovations.
- **Mold Remediation:** Mold remediation efforts were initiated in affected areas, and preventive measures were implemented.

#### *Outcome*

Following the implementation of remediation measures, occupant complaints related to IAQ significantly decreased, and overall occupant satisfaction with the indoor environment improved. The IAQ assessment and remediation process underscored the importance of proactive IAQ management and collaboration among building stakeholders to create healthy, comfortable, and sustainable indoor environments.

## Case Scenario 2: School Building

### *Background*

A K-12 school in a humid climate experienced ongoing IAQ challenges in several of its school buildings, including concerns about poor ventilation, mold growth on the walls and ceiling, as well as complaints of musty odors and student allergies.

### *IAQ Assessment*

The school initiated a comprehensive IAQ assessment in collaboration with IAQ consultants, HVAC contractors, and environmental health experts. The assessment included:

- **Building Inspection:** Licensed engineers conducted a comprehensive inspection of the building envelope, HVAC systems, and classrooms to identify sources of moisture and contamination.
- **Moisture Testing:** Moisture testing using thermal imaging and moisture meters helped locate hidden water intrusion points.
- **Microbial Sampling:** Air and surface samples were collected for mold and bacteria testing.

### *Findings*

- The building had multiple moisture intrusion points, including roof leaks and improperly sealed windows.
- Elevated humidity levels in certain areas contributed to mold growth.
- Ventilation rates were inadequate, leading to poor indoor air circulation.

### *IAQ Remediation Measures*

- **Building Repairs:** Roof repairs, window sealing, and building envelope improvements were undertaken to address moisture intrusion.
- **Humidity Control:** Dehumidification systems were installed in problem areas to maintain indoor humidity within acceptable levels.
- **HVAC Upgrades:** The HVAC system was upgraded to provide better ventilation and filtration.

### *Outcome*

The district administration recognized the need to prioritize IAQ improvements and implement continuing IAQ monitoring to ensure a safe, healthy, and conducive learning environments for students and staff.

## Case Scenario 3: Healthcare Facility

### *Background*

A healthcare facility with multiple patient care areas faced IAQ challenges related to transmissions of infections and allergens.

### *IAQ Assessment*

Due to the urgent need to prevent the spread of infections, the IAQ assessment included:

- Environmental Sampling: IAQ experts conducted environmental sampling of air and surfaces to assess microbial contamination levels.
- Ventilation Review: The HVAC system was evaluated for compliance with healthcare IAQ standards and guidelines.
- Occupant Interviews: Interviews and surveys with healthcare staff were used to gather information on patient symptoms and infection rates.

#### *Findings*

- Elevated levels of airborne pathogens were detected in specific patient rooms and common areas.
- Inadequate ventilation and improper air pressure differentials contributed to the spread of infections.
- Allergen sources, including dust mites and mold, were identified in certain areas.

#### *IAQ Remediation Measures*

- Airborne Infection Control: Isolation rooms and ventilation strategies were implemented to control the spread of airborne pathogens.
- Infection Control Training: Healthcare staff received training on infection control practices and the importance of hand hygiene.
- Allergen Mitigation: HVAC systems were equipped with high-efficiency filtration to reduce allergen levels in the air.

#### *Outcome*

The IAQ remediation measures resulted in a significant improvement of the IAQ, with reduced number of infections related to air pollutants. The healthcare institution continued with their proactive IAQ management strategies, and increased staff education on the importance of IAQ.

## **Conclusion**

Analysis of IAQ is a multifaceted endeavor crucial for ensuring the health, comfort, and well-being of occupants in various indoor environments. The scope of IAQ analysis extends beyond the identification and measurement of pollutants; it encompasses a broader examination of factors like temperature, humidity, ventilation rates, and the dynamic interactions among these parameters. This course looked into the fundamental concepts, regulatory frameworks, emerging technologies, and research innovations that shape IAQ analysis and management practices. In light of the growing awareness of IAQ's impact on health, productivity, and environmental sustainability, there is an urgent need for concerted action to prioritize IAQ analysis, management, and improvement efforts in both new and existing buildings.



## References

1. U.S. Environmental Protection Agency. *Indoor Air Quality*. <https://www.epa.gov/indoor-air-quality-iaq> Accessed January 2024.
2. OSHA *Indoor Air Quality Investigation Technical Manual*, Section III: Chapter 2. Accessed Jan 2024 ([https://www.osha.gov/otm/section-3-health-hazards/chapter-2#iii:2\\_2](https://www.osha.gov/otm/section-3-health-hazards/chapter-2#iii:2_2))
3. U.S. Department of Health and Urban Development. *Healthy Housing Reference Manual*, 5<sup>th</sup> Edition. 2006.
4. Ohba, M., Lun, I. (2010) *Overview of natural cross-ventilation studies and the latest simulation design tools used in building ventilation-related research*. *Advances In Building Energy Research*. Jan: Vol 4: Pg 127–166.
5. Parameter Generation & Control. *Psychrometric Chart*. <https://humiditycontrol.com/psychrometric-chart/> Accessed January 2024.

## Appendix A: Common Indoor Air Contaminants

### Asbestos

Asbestos is a naturally occurring mineral fiber that was once widely used in building materials for its strength, durability, and heat resistance. It is commonly found in insulation, roofing materials, floor tiles, and other construction products. Using asbestos is now banned in many countries due to its hazardous health effects.

*Sources:* When asbestos-containing materials are disturbed or damaged, such as during renovation or demolition activities, microscopic asbestos fibers can become airborne and pose a significant risk to human health.

*Health Effects:* Asbestos can cause lung cancer, mesothelioma, cancer of the larynx and ovary, and asbestosis (fibrosis of the lungs).

### Biological Contaminants

Biological contaminants include mold, bacteria, viruses, dust mites, and pet allergens.

*Sources:* Biological contaminants thrive in areas with moisture and organic material, making high humidity damp spaces, and poorly maintained HVAC systems potential sources. Common sources of moisture in buildings include: plumbing; roof and window leaks; flooding; condensation on cold surfaces, e.g., pipe sweating; poorly maintained drain pans; and wet foundations caused by landscaping or gutters that direct water into or under the building.

*Health Effects:* Allergic reactions such as hypersensitivity diseases (hypersensitivity pneumonitis, humidifier fever, allergic rhinitis, etc.) and infections such as legionellosis are seen. Symptoms include chills, fever, muscle ache, chest tightness, headache, cough, sore throat, diarrhea, and nausea. Some molds produce mycotoxins that can have more severe health effects.

### Carbon Monoxide

Carbon monoxide (CO) is an odorless, colorless and toxic gas.

*Sources:* Tobacco smoke, fossil-fuel engine exhausts, improperly vented fossil-fuel appliances. Poorly ventilated areas can trap CO indoors.

*Health effects:* CO poisoning is characterized by dizziness, headache, nausea, cyanosis, cardiovascular effects, and can lead to death in severe cases.

### Formaldehyde

Formaldehyde is a colorless, flammable gas (a VOC) with a distinct pungent odor. It is an important chemical widely used in the production of various household products, building materials, and industrial chemicals, and is a by-product of combustion and certain other natural processes.

*Sources:* Off-gassing from urea formaldehyde foam insulation, plywood, particle board, and paneling; carpeting and fabric; glues and adhesives; and combustion products including tobacco smoke.

*Health Effects:* Formaldehyde can cause irritation of the skin, eyes, nose and throat. High levels of exposure may cause some types of cancers.

### **Lead**

Lead is a naturally occurring toxic metal. Lead and lead compounds have been used in a wide variety of products, including paint, ceramics, pipes and plumbing materials, solders, gasoline, batteries, ammunition and cosmetics.

*Sources:* Lead-based paint is a primary source of indoor lead exposure, where it can leach into drinking water from plumbing fixtures and contaminate indoor dust.

*Health effects:* Lead poisoning can affect almost every organ and system in the body. Children are most susceptible, with low levels of exposure can have long-lasting and irreversible health consequences such as impaired cognitive development, learning disabilities, and behavioral problems. In adults, lead exposure can cause hypertension, kidney damage, reproductive issues, and neurological disorders.

### **Pesticides**

Pesticides are chemicals that are used to kill or control pests which include bacteria, fungi and other organisms, in addition to insects and rodents. They are inherently toxic.

*Sources:* Indoor pesticide use, particularly in homes, can introduce toxic chemicals into the indoor air. Additionally, residues from outdoor pesticide applications used on lawns and gardens can be tracked indoors.

*Health Effects:* Exposure to pesticides may result in irritation to eye, nose and throat, damage to central nervous system and kidney, and increased risk of cancer.

### **Radon**

Radon (Rn) is a colorless, odorless, and tasteless naturally occurring radioactive gas.

*Sources:* Can seep into building through the ground beneath buildings, building materials, and groundwater. Unventilated basements are more likely to have high Rn concentrations.

*Health Effects:* Radon is a known carcinogen and is the second leading cause of lung cancer after smoking. Prolonged exposure to high levels of radon poses a significant health risk.

### **Volatile Organic Compounds**

VOCs are emitted as gasses from certain solids and liquids. They include trichloroethylene, benzene, toluene, methyl ethyl ketone, alcohols, methacrylates, acrolein, polycyclic aromatic hydrocarbons, and pesticides.

*Sources:* VOCs are emitted by a wide range of products, including paints, solvents, cleaning agents, moth-balls, glues, photocopiers, building materials, and furnishings. They can also come from human activities like cooking and personal care products.

*Health Effects:* The ability of organic chemicals to cause health effects varies greatly. Some VOCs can cause eye, nose, and throat irritation, as well as headaches, dizziness, and nausea. Long-term exposure to certain VOCs may be linked to more serious health issues, including cancer.